



CIS HERALD

MONTHLY E-MAGAZINE PUBLISHED BY JUNIOR SCHOOL



News & Features

TOGETHER WE CAN DO SO MUCH
PAGE 1

USHERING IN THE FESTIVE SEASON
PAGE 2

INNOVATIVE TEACHING - DRAMA
PAGE 7

INNOVATIVE TEACHING - ART
PAGE 9

GALLERY EXPERIMENTER
PAGE 16

FROM THE COUNSELLOR'S DESK
PAGE 17

IN APPRECIATION
PAGE 18

November Events

Pre Nursery Virtual Coffee Meet
06.11.2020

Children's Day Celebration
12.11.2020

Diwali Break
13.11.2020-16.11.2020

Counselling Session
3A - 20.11.2020 (Zero Lesson)
3B - 27.11.2020 (Zero Lesson)

Grade 3 - Parent Counselling
Session at 2:00 pm
30.11.2020



WELCOME

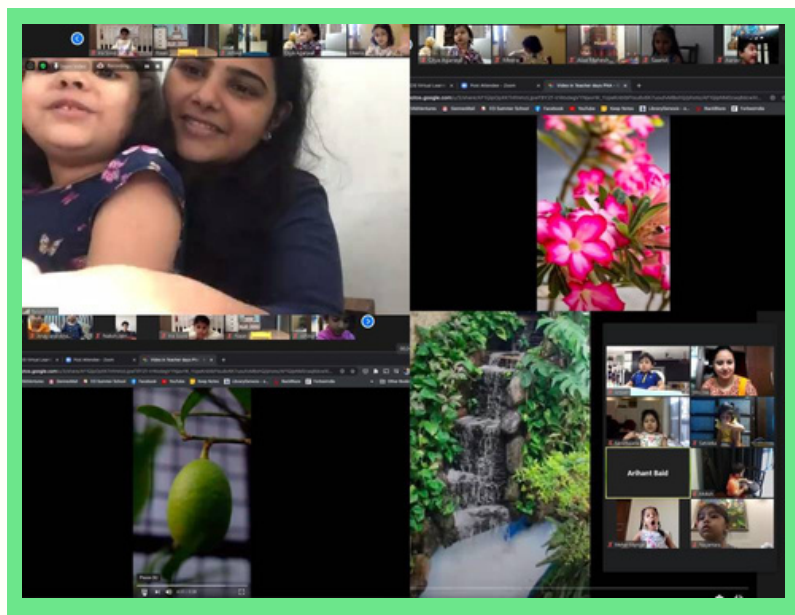


Grade 5 - Viraj Roychowdhury



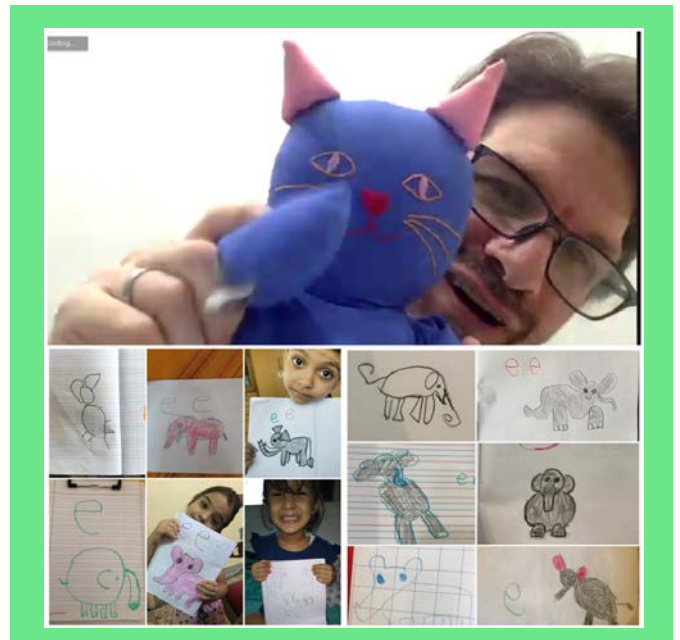


TOGETHER WE CAN DO SO MUCH



Students of Pre Nursery had an interactive session with a parent visitor, Mrs. Baid. She took us on a virtual tour of her terrace garden where we saw a variety of plants. The students learnt the names of the plants and their utility. It was a great learning experience for all of us. Thank you Mrs. Baid for the enriching session.

Students, of Nursery A, enjoyed an amazing story telling session with Amarissa's father, Mr. Scott Hartmann, and illustrated the main character from the story - Hiccups for Elephant.



A Magic Show was conducted by Mr. and Mrs. Kasera, in Nursery B. With the wave of the wand they demonstrated cup levitation, coin vanishing, emergence of multicoloured ribbons from an empty cylinder and creation of magical art in water.

Mrs. Dalmia narrated the story "If I Ran the Rainforest" in association with the display of the project on the four different layers of the rainforest.

Ushering in the Festive Season




The students of Pre Nursery A celebrated the auspicious occasion of Durga Puja with their teachers and parents on the virtual platform. Dressed in traditional clothes, they performed on the song 'Aye re chute aye'. Blowing the 'shankh', reciting hymns and sharing information on 'Dusshera' by the students had a special appeal. Students of Pre Nursery B ushered in the festive season with a dance performance on 'Aay re chute aay'. Arthaay Veer Himatsingka narrated the story of Durga Ma with confidence.



On 13th October, the children of Nursery ushered Maa Durga with a Debi bandana by Samarth Sanyal and a dance recital by Amarissa Hartmann. Devansh Chakravarty spoke about the ten weapons used by Maa Durga to fight the demon king Mahishasur to make good prevail. Sitara Kaushik and Tanushree Saraff shared facts about Navratri and Dussehra which is also celebrated during this time of the year. The assembly ended with a special dandiya performance by all the students of Nursery to bring in the festive spirit.

*When
the sky is clear blue with fluffy
white clouds and the waves of
Kans grass
whisper and flutter in the merry
breeze... its autumn! It's the
time to celebrate Durga Puja.*





The Virtual Durga Puja assembly of Upper Nursery A and B was a visual treat, as every child came dressed in festive attire and had a beautiful background to create a festive ambience. The assembly began with the 'Durga Aarti' followed by welcoming the guests with a virtual 'tilak'.

The auspicious sound of the 'conch shell' blown by Anaya's grandfather sent positive vibrations ushering in the festivities. Children put up an array of soul touching performances which included narrating stories of Durga Maa, reciting shlokas, singing songs and dancing to the beat of the 'dhaak'.

Time to welcome and receive blessings of Maa Durga




The students of Grade 1 kick started off the Junior School Durga Puja Celebrations on Monday, 12th October. The students narrated the story of Goddess Durga and shared what they would like to wish for Puja this year.






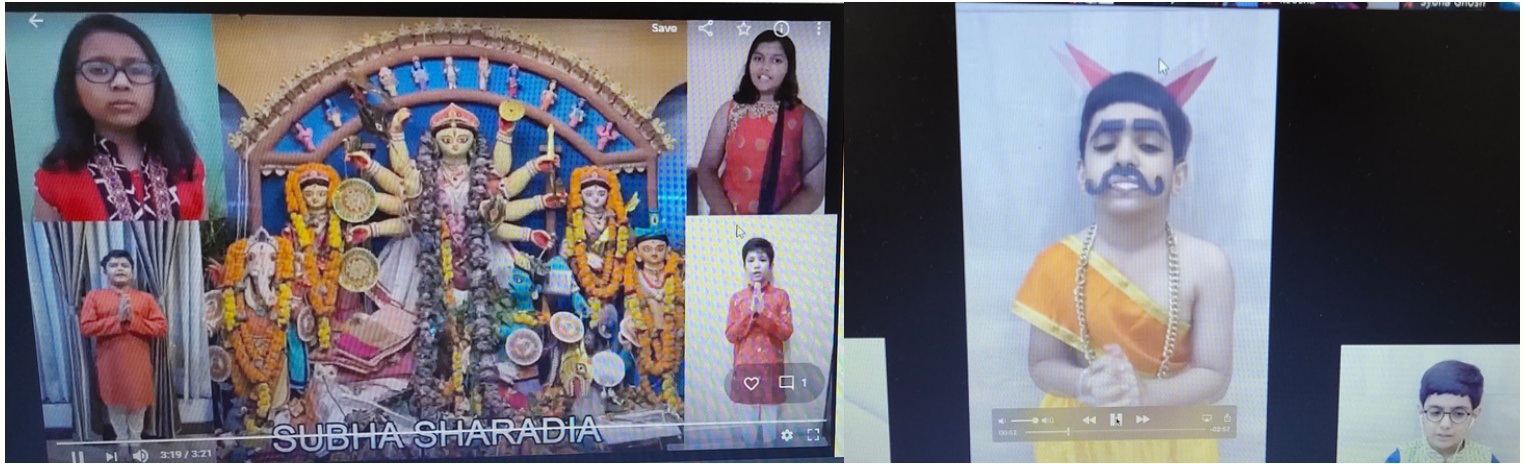
The students of Grade 2, organized their special assembly on Durga Puja, on the virtual platform on 14th October based on the theme of the significance of the 10 weapons of Durga Maa. The ten hands of Goddess Durga hold a conch, discus, lotus, sword, bow with arrow, trishul, mace, thunderbolt, snake and flame. This symbolizes that she protects her devotees from all directions namely the eight corners and from the sky and the earth. The children welcomed Maa Durga with their graceful dance performance and an insightful powerpoint presentation.



Grade 3 ushered in the festive season in its true spirit. They took everyone present at their Puja Assembly on a virtual guided tour of Kolkata during the Durga Puja and made them experience the 'joie de vivre' in Kolkata during this grand gala festival. The programme ended with an enthralling song by Ayaansh Jain and Sammagnah Bardhan - "Ashwini sharodo prate"



As per the tradition of CIS, Grade 4 welcomed the festive season through a special assembly. They danced to festive tunes, sang to invoke the Goddess, presented a PPT about the festival, put up skits and also showed us the safety precautions required to be followed while enjoying Bengal's greatest festival. Mrs. Nayar, Mrs. Choudhary and all the teachers appreciated the beautiful and well coordinated performances.

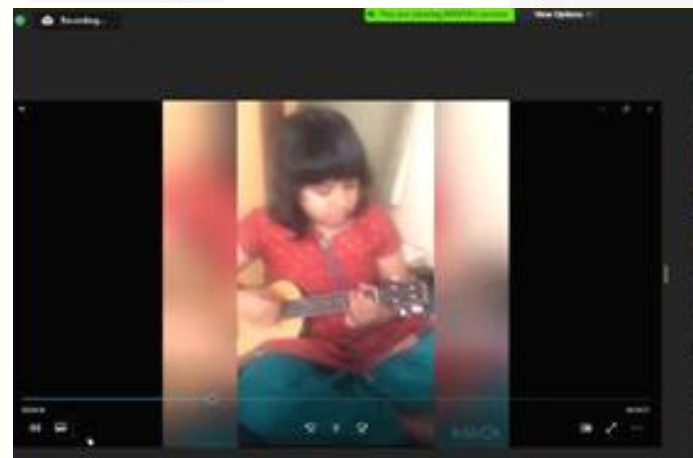



The students of Grade 5 ushered in Bengal's annual festival which reveres and pays homage to the Goddess Durga, with their lively online performances on this eternal and traditional theme, describing it through the mediums of song, dance and drama that were video graphed and assembled beautifully into a well – integrated whole. The programme began with an exquisite rendition of Gouri elo, a Bengali folk song followed by a gripping skit on how the Goddess Durga defeated both Covid -19 and Mahishashur.

The programme was entirely student driven from writing the script, anchoring, narrating, singing and dancing, to playing various musical instruments.


In the words of Mrs. Nayar, “This programme by Grade 5 was a show – stopper, a culmination in terms of perfection of all the programmes put up by the Primary and Junior school in the past few days – a grand finale.”

We would like to extend our heartfelt thanks to the parents for their support and cooperation in helping the students to put together their presentation.








A Message from the Section Heads



Heartiest congratulations on the success of best ever puja assembly. It was a pleasure to witness the youngest members of Junior school dressed in their festive best...dance, sing, recite, narrate stories with such confidence. They were amazing. The Grade 1 coordinated beautifully and narrated the story of Durga with such clarity and Grade 2 students explained the significance of the weapons of the Goddess with enthusiasm. Their dance ushered in the puja mood. Grade 3's flawless presentation of the Durga puja celebration in Kolkata highlighting the rituals was outstanding. The cherry on the cake were the students' photographs of puja celebration with family and friends. The dramatic skills of Grade 4 were showcased in their skits on Ramayana and Durga - from the sets to the props and delivery - all were brilliant. The graceful dancing and melodious singing of the Grade 4 girls mesmerized and set our feet tapping. The student MCs were absolutely professional. The senior most members of Junior school exhibited maturity, responsibility, creativity and confidence. From script writing to enactment, from instrumental recitals to singing, dancing and creating the visual presentations...the fifth graders did it all independently. They have made us proud. All the classes harped on safety measures to follow while enjoying the festivities and wished the Goddess would drive away the evil Corona. Thank you students, teachers and parents for all the effort made. It was truly a wonderful learning experience for all. Have a great time, keep safe and rejuvenate. Lots of love 🍷

Mrs. Neelam Choudhary



It has been my privilege and honour to be a part of the Virtual Puja celebrations of the Junior School. I took pride in capturing some of the spectacular performances of the students. I congratulate the team who through the magic of technology enthused the spirit of the celebration live on screen. This year, the festivity will take a different dimension so it gave me the feeling that I had actually been through the five days of Sasthi, Saptami, Asthami, Navami and Dasami through the week long programme hosted by Grades I to 5 .



Mrs. Sharmila Majumdar

DRAMA

*"We must all do theatre,
to find out who we are,
and to discover who we could become."
- Augusto Boal*



PEACE IS HAPPINESS



GRADE 1



LAUGHTER IS THE BEST MEDICINE



GRADE 2



Every action triggers a reaction



GRADE 3

Caps with Props!!



GRADE 4

Expressions: The face is the mirror of the mind



GRADE 5





EVERY CHILD IS AN ARTIST

-Pablo Picasso

Budding Artists of Pre Nursery

Integrating Art with their learning across all subjects



Nursery A

Our Art is as Unique as we are



Nursery B

An expression of the power within







Upper Nursery



Students explored a variety of “Lines” in this activity. They saw few artists' works such as Bridget Riley, Wilhemina Barns-Graham, Wassily Kandinsky and Jackson Pollock. After discovering movement and depth in the artists works, learners started representing music through lines. The music piece played was of Ludwig van Beethoven, Moonlight Sonata, Nikolai Rimsky-Korsakov, Flight of the Bumblebee, Sergei Prokofiev, Dance of the Knights and Aram Khachaturian, Sabre Dance .



Students saw few images of sculptures and experienced the use of motion in Art. They saw videos on Theo Jansen, Strandbeests and Alexander Calder’s kinetic sculptures. They were asked to draw a continuous line without lifting their hand with any medium of their choice. They tried to create their own moving beast’s form by following Theo Jansen, Strandbeests and also created a Circus scene inspired from Calder’s sculptures. Learners were encouraged to use acrobats and animals figures in their picture.



Students discussed lines and shapes seen in paintings which use strong lines and shapes to represent objects found in the natural or built environment. They were asked to locate and draw a peaceful corner of their home. In the drawing they are free to add themselves e.g playing/reading/ painting.





Grade 1



Patterns with Primary and Secondary Colours

Inspired by the works of artists Robert Delaunay and Sonia Delaunay a new concept of warm and cool colours was introduced to the students of Grade 1, who were asked to choose and create any one repetitive pattern (hexagonal, diamond or circular) from a given reference image. The background was coloured with cool colours and the hand impression was coloured with warm colours. They learnt to segregate warm and cool colours.



Impressions with Manmade and Natural objects



Here the students worked on a painting project with materials like leaves and cardboard. The task was to paint the object and take an impression of it on paper. The learners were shown few examples of art works done by their seniors for the better understanding of the assignment. They used a variety of materials and used their creativity to produce artwork.





Grade 2



Arranging Letters and Numbers



Composition with Facial Expression

The students saw some videos on transforming letters and numbers into a form. They were asked to use the letters of their first name and birthdate to create an imaginary form. Learners were encouraged to create one big object so that the background and details could be added well. This activity involved analytical thinking to transform the letters and numbers into a visual representation.


Here the students were given a reference of three facial expressions without the head or the body. They were explained and demonstrated the steps to add the figures' movement and background. Once the drawing was done they painted it. This activity taught the students to work with facial expressions and move towards an artist's representation of portraits. They also learnt about expression, proportion and movement in combination with each other.



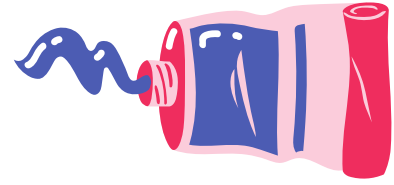
Mask - Roll a Picasso



Next the students were shown a video on works and life of Pablo Picasso with reference to some of his interesting portraits. This activity was done by rolling a dice, where the students added different features of the face by using coloured paper at the roll of a dice.




Grade 3



Sequential Art

The students of Grade 3 designed an imaginary character with super powers. This was later used for a Sequential Art exercise. They were encouraged to keep the storyline simple with the imaginatively designed character as the central figure. A technique of long shot, mid shot and close up was introduced to create variation in their work. More details were added to create an interesting background.



Imagination Workout with Paper Collage

In this activity, first the students were asked to select any two/ four major images from any source (a magazine/ an old book/ newspaper). Next they cut out forms and explored its different possibilities through imagining, arranging and relating the cut out images with an interesting background.



Paper Collage



This whole work (background and foreground) was done with paper cuttings images where the students were given freedom to select several images of their choice. It was an interesting exercise which helped them to explore images, colour, text and texture.




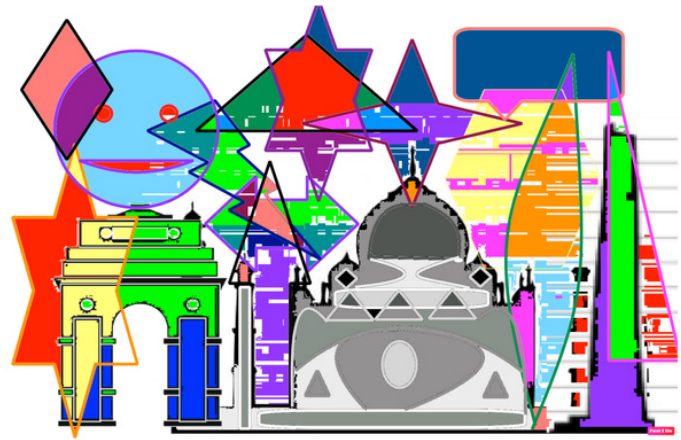



GRADE 4




My vision of Futuristic India

The students of grade 4 shared their thoughts for a futuristic India during the India Day celebration week. The assignment was done in collaboration with ICT, where they created a composition using the 'Paint' software. They used their imagination and tried blending Paul Klee's style of using shapes for architecture and some images of iconic monuments of India. The final work was an interesting combination of heritage buildings and postmodern architecture.



Still Life



The students shared their thoughts about "Still Life" paintings and understood the effect of light and shade, proportion and symmetry through this activity. A picture of a jug with fruits was shared. They were given liberty to shade the sketch with any medium of their choice (Oil pastel / pencil / pen).



GRADE 5



Pop Art Self Portraits




The students of grade 5 were introduced to the Pop Art works of Roy Lichtenstein. They were shown a powerpoint presentation to apprise them about the artist's life, work and inspiration. In this activity the learners were encouraged to take a photograph of their self portrait and trace in their drawing book page. Later the work was painted and "Ben day" dots were added with an interesting speech bubble.



Composing People

In the next activity, the students were shown some images of paintings done by famous artists. They shared their views about the works and expressed their thoughts. After this, the students were asked to photograph one human figure at home, involved in an activity. This image was used later to create a composition.



GALLERY EXPERIMENTER


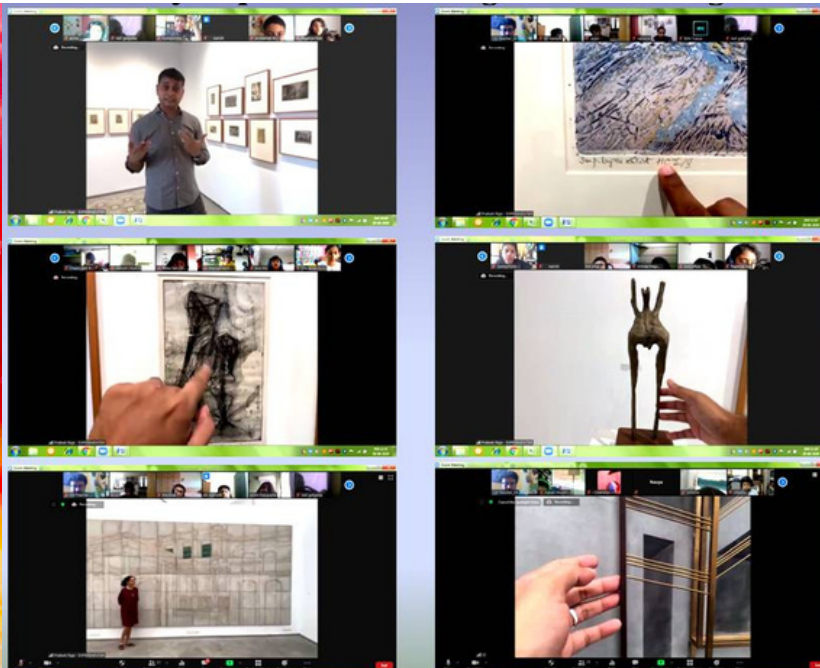
A Digital walk through

The grade 5 students had a new experience on the 29th and 30th of September. Mr Prateek Raja, the Director of Gallery Experimenter, Kolkata and a parent of CIS, gave the students a digital walkthrough of an exhibition of two very prolific artists, Krishna Reddy and Rathin Barman.

Krishna Reddy's name doesn't need any introduction in the field of printmaking. His abstract works are known for their multilayered textures, movement, vibrant colours and multicolour viscosity technique. In this particular show the learners were guided through Reddy's visual journey starting from his earlier works (1950's) to the works of his later phase. They got an opportunity to see the original prints along with the original plates. While viewing the plate it was pointed out to the learners that Reddy saw his etching plates as sculptural pieces. The simplicity of his subjects and his European influence through the use of perspective was also focused on.

The students were also able to relate to the architectural forms of Rathin Barman. The uniqueness of his use of material such as concrete, brass and his installation process brought forward many questions in the young learners' minds. They understood that in Rathin's work there is an interesting amalgamation of the past, present and the memory. His large scale installations and the jigsaw puzzle arrangement made our learners quite inquisitive and aware about the challenges an artist faces while searching for his visual language.

This was the Art Department's endeavour to cultivate the skill of appreciating Art and Artists amongst the students. We hope the learners will remember this experience for the years to come.

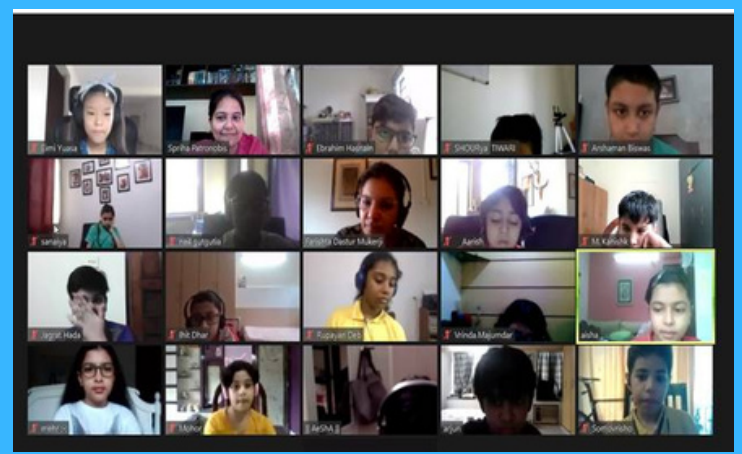
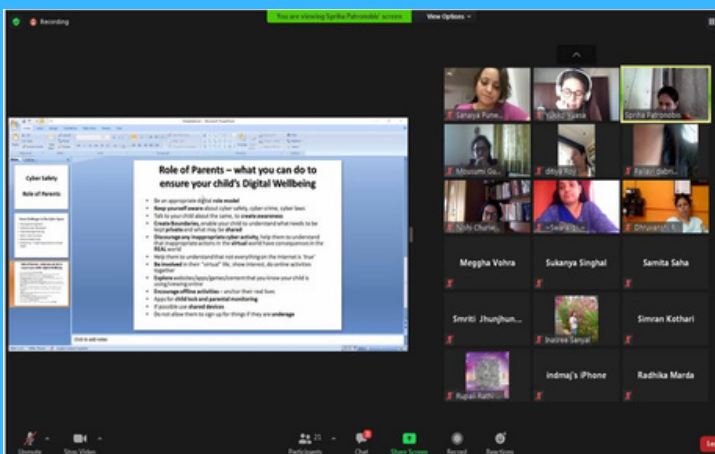
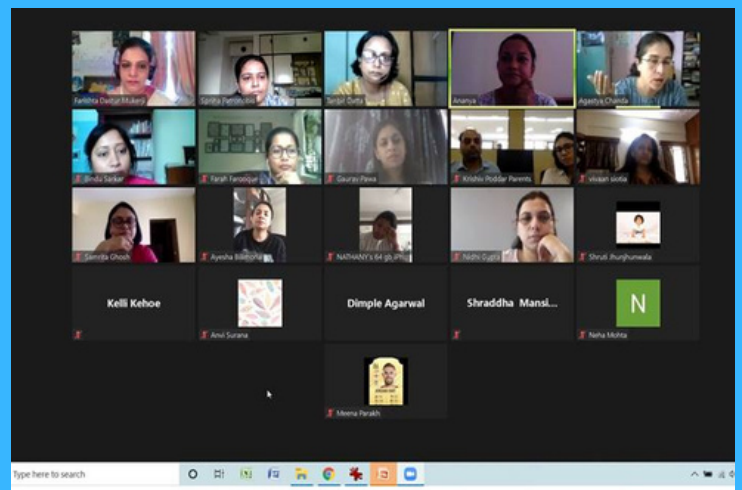
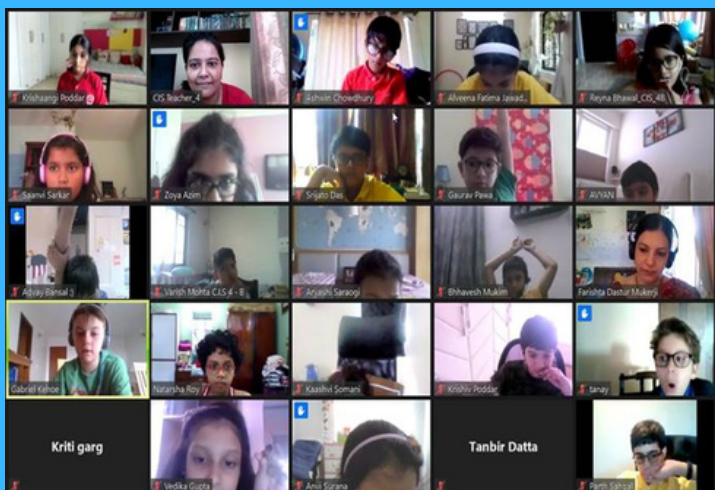




FROM THE COUNSELLOR'S DESK

The school counsellors, Mrs. Farishta Dastur Mukerji and Ms. Spriha Patronobis, conducted a series of workshops for students and parents of both sections of grades 4 and 5 in September and October 2020, to raise awareness on cyber safety and cyber hygiene. The students were spoken to about respectful and responsible online behaviour, the impact of virtual activities on real life and cyber footprints.

The parenting sessions focused on the need for awareness on the topic, initiating conversations with children about netiquettes and parental supervision and safety checks to ensure digital wellbeing of children. The sessions were interactive and were received very well by the students and parents alike. It gave a space to share and voice concerns and feedback.




IN APPRECIATION

CONGRATULATIONS



Mrs Gargee Mukherjee, Teacher – Junior Section, was felicitated by Mrs. Nayar, for her 5 years of service at CIS. We congratulate her on this great achievement.

The Hope Kolkata Foundation would like to thank the CIS family for their generous contribution towards the Ek Mutthi Anaaj Drive, especially in such challenging times.



THANK YOU



Happy Diwali



Dear parents and students, here's wishing you light and happiness on the auspicious occasion of Diwali. We hope that the fire of diyas and the blessings of the Divine will help purge our world of all its darkness and fill it with radiance and cheer.

Mrs. Pratima Nayar



Editorial Team

**Mrs. Neelam Choudhary, Mrs. Sharmila Majumdar,
Mrs. Sukanya Singhal, Ms. Neha Dixit, Ms. Sarbani Ganguli,
Mrs. Tania Roy and Ms. Amanda DuPratt**



**Follow us on our Facebook page -
<https://www.facebook.com/calcuttainternationalschool/>**