

AUGUST/SEPTEMBER 2020



CIS HERALD

Monthly e-magazine published by Junior School Vol. 2

News & Features

New students and
September events.

PAGE 1

A special feature on
Education in Emerging
India

PAGE 2

India Korea Day
Celebrations

PAGE 3

Science and Discovery

PAGE 8

Math is Fun

PAGE 14

The world of ICT
Wild Wisdom Quiz

PAGE 18

Teacher's Training

PAGE 22

From the Counsellor's
Desk

PAGE 24



*Standing strong and
standing tall,
Our school welcomes all.
Near or far we are
always there,
Eagerly waiting for you
to come back here!*



Welcome to CIS

Pre Nursery A - Aisha Bansal
Meera Patodia
Aneesh Chatterjee
Nayantara Singh

Pre Nursery B - Ira Sood
Dhruv Marodia
Arthaay Veer Himmatsingka
Arzaan Khan
Aiza Maheshwari

Nursery B - Lucas Chen
Kaveer Agarwal
Aishi Singh

U.Nursery B - Medhaavi Ashwini Kaul

Grade 1B - Ryan Dutta Gupta

Grade 1A - Saranya Saha

Grade 4B - Saanvi Sarkar

Ayaansh Jain has joined in Grade 3A.

We regret the error in the previous edition.

September Events

Virtual Coffee Meets

**Pre-Nursery (postponed),
Nursery and Upper**

Nursery- 1st to 3rd

September 2020

Grade 1 - 07.09.2020

Grade 2 - 08.09.2020

Grade 3 - 09.09.2020

Grade 4 - 10.09.2020

Grade 5 - 11.09.2020

Teacher's Day - 05.09.2020

**Jolly Phonics and Jodogyan
Orientation for Grade Pre-
Nursery- 14.09.2020**

Mahalaya - 17.09.2020

**Peace Day Celebration -
21.09.2020**



With great pleasure, we announce that Mrs. Pratima Nayar, Principal Junior School was welcomed as an "Esteemed Panellist" for an interactive session entitled "Education in Emerging India" hosted by Indian Chamber of Commerce (ICC) together with Alumnorum Societas (Old Boys Association of St. Xavier's Collegiate School, Kolkata).

Mrs. Nayar along with the other eminent speakers shared their experiences, views, inputs and guidance to make the forum interactive, interesting and informative.

Schools as an institution play an important role in developing the core skills, knowledge and principles of the children. Over the decades there has been considerable evolution and change in the parameters that govern our educational institutions and systems. The session focussed on three main areas of discussion - Curriculum, Learning & Teaching Methodology and Value System & Discipline.

"ICC is privileged and honored to have organized this Forum, with your valued presence along with other esteemed Speakers. Your Address in the area of Value System and discipline added tremendous value towards attaining the objective of the webinar." - A note of appreciation from Raina Guha, Deputy Director & Head - Sectoral Associations & Large Initiatives Indian Chamber of Commerce.

Mrs Nayar was also appreciated and complimented on her contribution to the webinar by the former Union Secretary of School Education and Author Mr Anil Swarup.

EDUCATION IN EMERGING INDIA

PERSPECTIVE AND WAY FORWARD

The poster is for an event titled "Education in Emerging India: Perspective & Way Forward" held on 31st August 2020, Monday from 4 pm onwards. It is organized by the Indian Chamber of Commerce (ICC) in association with Alumnorum Societas. The event focuses on three areas of discussion: Curriculum, Learning & Teaching Methodology, and Value System and Discipline. The poster lists the following participants:

- Key Note speaker:** MR ANIL SWARUP, Former Union Secretary of School Education.
- Welcome Address:** REV. DR. M. THAMACIN ARULAPPAN, S.J, Principal, St. Xavier's Collegiate School, Kolkata and President of Alumnorum Societas.
- Session Chair:** MRS. DEVI KAR, Director, Modern High School for Girls.
- Panelists:** MS. SHARMILA BOSE (Principal, Sushila Birla Girls' School, Kolkata), MS. PRATIMA NAYAR (Principal (Junior Section), Calcutta International School), and MS. KAVERI DUTT (Province Co-ordinator, Loreto Education Board).

“ The session was enriching, engaging and very interactive. **”**
- Mrs Nayar

CELEBRATING INDIA-KOREA DAY

For the first time, India - Korea Day was celebrated on a virtual platform on the 12th, 13th and 14th of August, 2020 from Pre - Nursery to Grade 5. The occasion was graced by Mrs. Nayar, Mrs. Majumdar, Mrs. Choudhary and the Junior School Subject Coordinators and teachers. Both sections of the grades had come together on the virtual platform to celebrate the event.



With the new normal settling in and life becoming digital, the teachers and students of Pre Nursery celebrated India and Korea Day on 12th August.

The celebration began with students greeting and introducing themselves in their mother tongue. They looked lovely in their traditional clothes. Children presented a Hindi song called 'Jhanda' and concluded the programme with the National Anthem of India.



The little wonders of Nursery A celebrated India/Korea Day on 13th August by sharing information through a short video about the National symbols of India and the brave hearts who helped in gaining freedom. They drew the Indian flag and recited a poem “We are Indians bold and free...”. Samarth taught his peers and teachers how to greet in Korean language. The celebration concluded with everyone singing the National Anthem.

“India and Korea Day” was celebrated on 13th August. It was portrayed through live dance recital by the students in pairs. They were dressed in costumes representing all the states of the country. Jian shared his greeting in Korean to wish everybody since India and Korea shares the same day of Independence. The live performance was blended with the video of each student speaking in their mother tongue.




Upper Nursery A presented “**Saare Jaha se acha Hindustaan Humara**” In keeping the tradition of celebrating 'India Day' each year with patriotism, this year the children of Upper Nursery presented a special celebration on the virtual platform. For the first time the students presented an oral composition on “My Country – India”. It was delightful to hear them speak in Hindi.



Children of Upper Nursery B, dressed up in Indian attire to celebrate their first Virtual India Day on 13th August. They were filled with pride as they danced to the tune, ‘Nanha Munna Rahi Hoon.....’. Students made posters to depict the story of India’s Freedom Struggle. These posters were compiled into a story which was narrated to them by their teachers. The celebration ended with the children singing our National Anthem.



The students of Grade 1 along with their class teachers Mrs G. Mukherjee and Ms A. DuPratt celebrated India and Korea's Independence Day on the virtual platform dressed in traditional attire. The theme of the programme was to pay tribute to our great country - India - through a drawing and colouring activity. The idea of 'Patriotism' was portrayed through the students' beautiful illustrations in which the Indian flag, Indian soldiers and symbols of India were highlighted. The programme ended with Mr T Mukherjee playing the National Anthem while everyone sang along. Mrs Nayar closed the programme by commenting on the students' interesting artwork and thanking them for eagerly participating in the activity.



The students of Grade 2 have embraced the new virtual world gracefully and celebrated one of the most important annual school events -India Korea Day online. The students researched and created posters on the different tourist places, National Parks and dance forms of India. These were shared through a beautiful video on 13th August 2020. Thus, the second graders took the audience on a virtual cultural and heritage tour of the country. Demira sang a patriotic Bengali song while Shnaya did the Bhangra and Tejoshrinee danced to Vandemataram. The students also enjoyed an informative Quiz on India and Korea conducted by Ishir. The special program was anchored by the class teachers Mrs. I.Mokha and Mrs. S. Mazumder.



We often ask children what they want to be when they grow up. In doing this we tend to overlook the potential of the young learners. They can achieve a lot even when they are small. This was the theme of the Grade 3 India - Korea celebration on the virtual platform. The program began with a song, which was sung in chorus. The song highlighted the urge among the young to explore the difficult road ahead walking on their tender feet and achieve their dreams. The teachers sang along with them and it created a harmony of togetherness. The students were shown a video of TED Talk by 9 year old Ishita Katyal, who spoke on the topic 'Be whoever you want at any age'. The message was that anyone can achieve their goal at whatever age, if they are focussed and remain on the path of working hard. You do not have to grow up to become what you want to be. Later students also shared their research findings with Mrs. Nayar and the other teachers on the journey of the Indian flag. Korean student Jihoo Park sang the Korean national anthem which was followed by the Indian national anthem. The colourful and joyous session ended with Mrs. Nayar encouraging the students to keep to the path of hard work and achieve their goals. The program was arranged by class teachers Mrs. T. Roy and Mrs. S. Sarkhel.



Grade 4 dressed up in beautiful Indian attire of the colours of the Indian flag to participate in a House wise quiz based on India. The quiz was conducted by class teachers Mrs. A. Bhattacharya and Ms. T. Datta and Yellow House emerged as the winner. After the quiz, children interacted with Mrs. Nayar who appreciated the well-organized programme and the enthusiastic participation of the children. Mrs. Choudhary, Mrs. Majumdar, the Subject Coordinators and teachers applauded the in-depth knowledge of the students about their country. During the event, Mrs. Nayar along with all the teachers bid adieu to Advay Bagla as it was his last day at CIS. Mrs. Nayar also interacted with the new students Mehr Vineet and Anvi Singhi during this time. The assembly came to a fruitful conclusion when everyone joined together to sing the National Anthem. It was a unique assembly which will remain etched in our memory forever.

The students of Grade 5 along with class teachers Mrs. S. Singhal and Mr. S. Bardhan celebrated India Day virtually with as much enthusiasm and fervor as they do in school every year. We are all worried about the pandemic and the lasting effect of it on the progress of our country in terms of economy. Grade 5 decided to take a page from history and talk about the Swadeshi Movement through their programme 'Make in India'. They made linkages between the revolutionary act of the leaders back then to reject goods coming from abroad and to rely more on Indian made products with the present scenario where the pandemic has affected the global value chain severely and has somewhat forced our hand to become more self reliant. Back then the swadeshi spirit found expression in the establishment of indigenous cotton mills, soap factories like Margo, ink producers like Sulekha, and also in the pharmaceutical industry with the establishment of Bengal Chemicals and GD Pharmaceuticals, to name a few. These examples were taken to showcase the Swadeshi Movement in an anecdotal way in the India Day assembly. The message of the movement then, applies even today – that self respect and independence can only come if one has atma shakti or is self reliant. Therefore the aim of the program was to make everyone aware that the way to improve our economy is to become self reliant just as our freedom fighters have taught us. Today when India is facing an economic crisis due to the pandemic we can spring back if we become self sufficient. Let us become vocal for local and become a bigger and more important part of the global economy.



The Thread of Love and Protection

This year the students of Upper Nursery made their own Handmade Rakhis. They had a happy and meaningful ceremony at home with their siblings.



A person's silhouette is shown in profile, looking up at a vast, colorful night sky filled with stars and the Milky Way galaxy. The galaxy's light is a mix of purple, pink, and orange, creating a dramatic backdrop. The person is standing on a dark, rocky outcrop in the foreground.

SCIENCE AND DISCOVERY




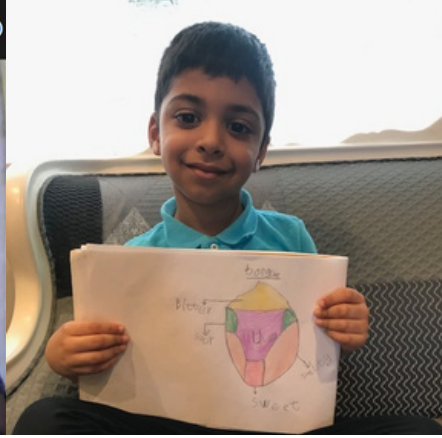
The enquirers of Pre-Nursery learnt about the concept of Monsoon. They observed 'Rain in a Jar' in their first hands on experiment.




The explorers of Nursery learnt about insects and their body parts when the phonic sound 'i' was introduced in English.

They experimented and created rainbow indoors with torch light and a CD to see the 7 colours of a rainbow.





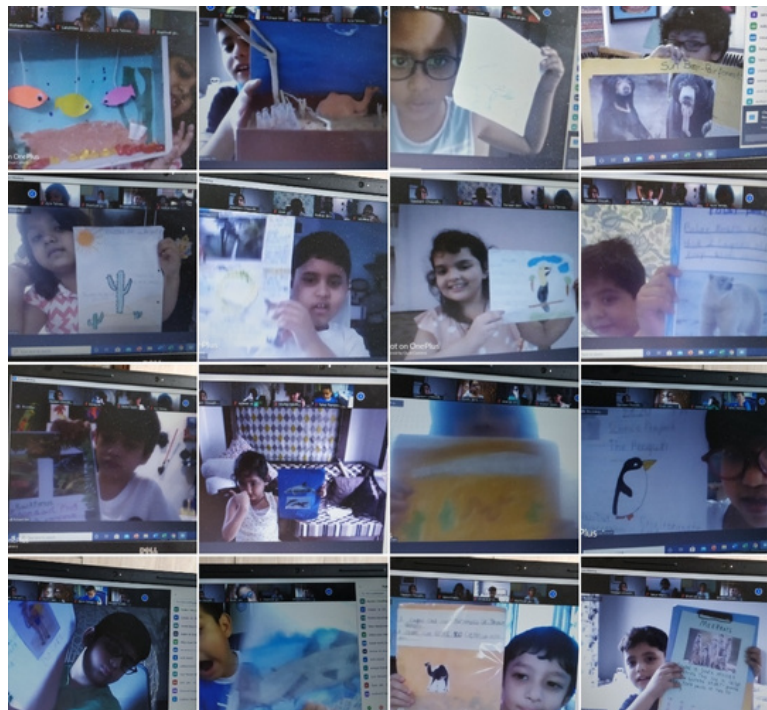
The topic of “Parts of the Body” and “My Five Senses” was introduced with audio visuals, illustrations and a board display adaptation. The importance of the sense organs and how they function was emphasised along with the different word vocabulary during the learning process. Several activities were conducted to cater to the different kinds of learners. They participated in the process of identifying the various kinds of sights, sounds, smells, taste and touch during the four weeks.




The students of Upper Nursery B explore the topic 'Parts of the Body' through various activities and innovative craft work.



Grade 1



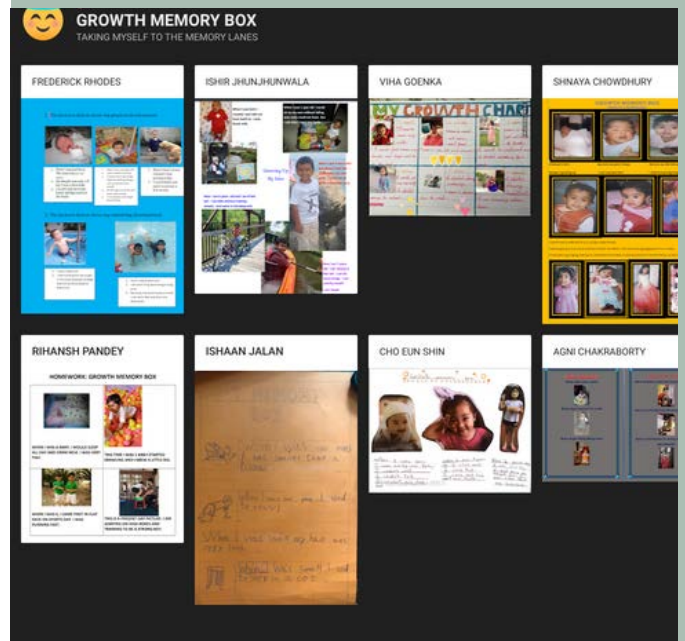
Students displayed their skills of research and communication as they made an online presentation of their project on Habitats.



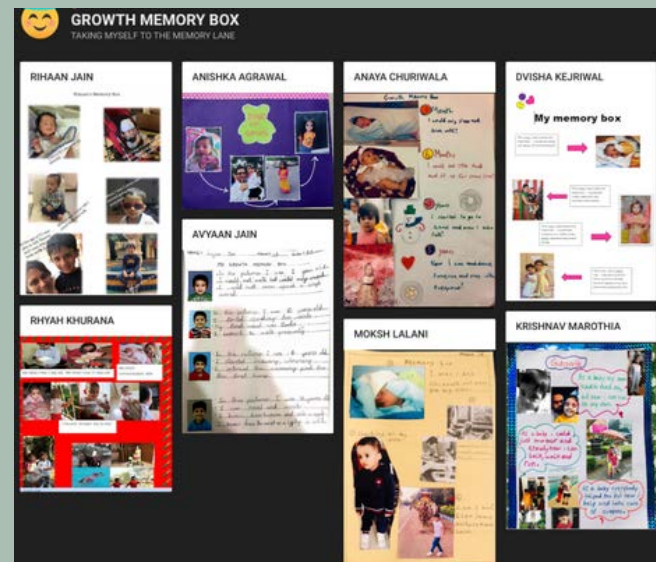
Grade 2



Breathing exercise by Freadrick as part of an extension activity of the life process of respiration


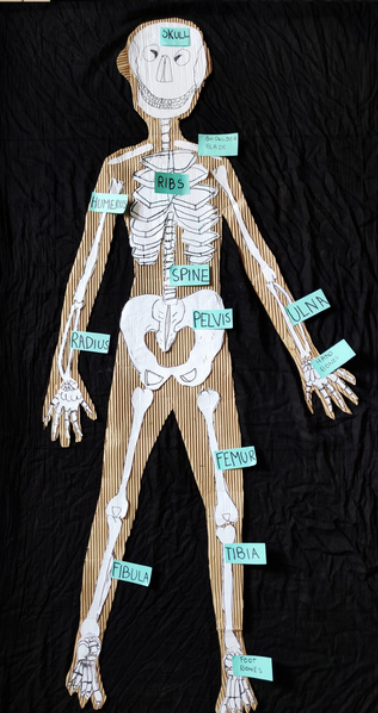
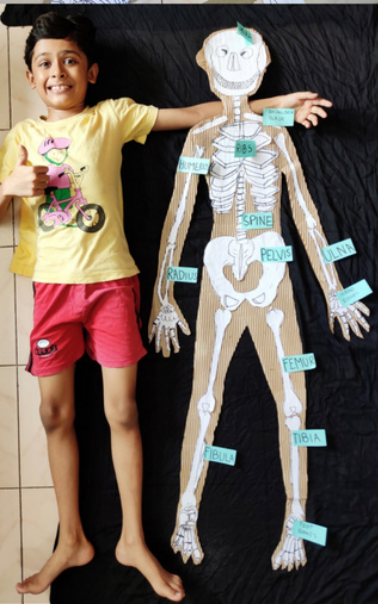


Children of Grade 2 reflected on how they had grown from a baby to a toddler and the child stage as part of their learning of the life process of Growth.





Grade 3



Learners used their creativity and knowledge to construct a human skeleton using recycled materials and labelled the bones.

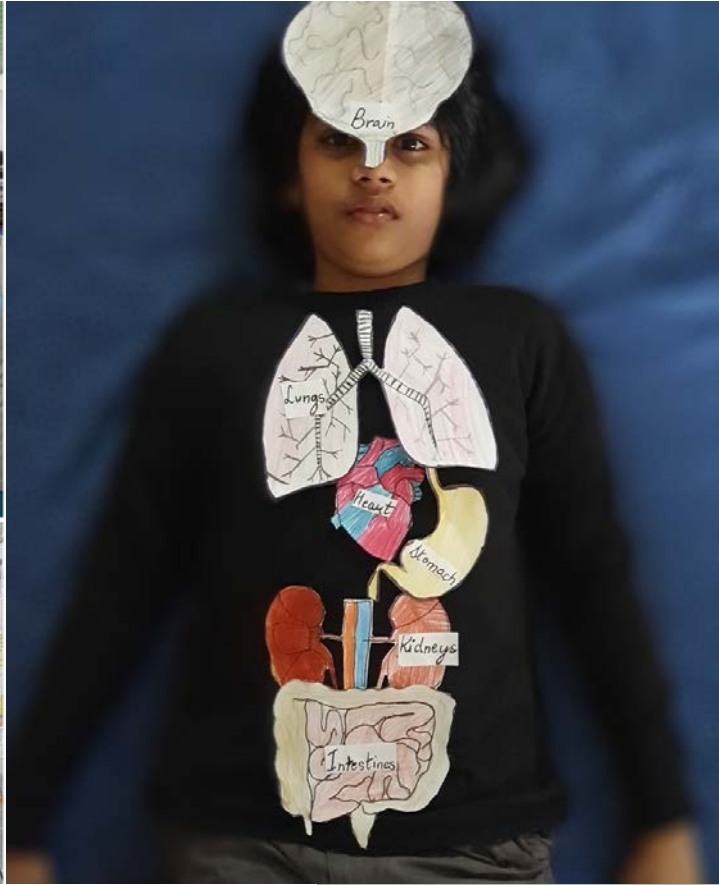

Teachers adapting to make learning fun for learners to identify the bones of the human body. Students created a poster on how to take medicines safely.



Grade 4

Learners investigated different conditions needed for plant growth. They used a controlled and one variable set up to observe the changes and derive a conclusion to their investigation.





Learning continued even during the challenging times. Children used recycle materials to identify the position of the body organs. The enthusiasm of the young learners to demonstrate the working model of the lungs. Learners provide their feedback using an online tool, Padlet.


Grade 5



<p>The main air tube through which the air flows</p> <p>Somovrischo Guha Wind pipe. ★ ★ (2) RATE</p> <p>Ihit Dhar The windpipe or the Tracheis. ★ ★ ★ (3) RATE</p> <p>Shourya Wind pipes ★ ★ ★ ★ (4) RATE</p> <p>M.Kanishk 5A 1. Windpipe ★ ★ ★ ★ (4) RATE</p> <p>Rajanya Deb The main air tube is the windpipe ★ ★ ★ ★ (4) RATE</p>	<p>The organ through which air enters or leaves the body</p> <p>Shourya Nose ★ ★ ★ ★ (4) RATE</p> <p>Somovrischo Guha Nose. ★ ★ ★ ★ (4) RATE</p> <p>NEIL Nose ★ ★ ★ ★ (4) RATE</p> <p>Rajanya Deb The organ is the nose ★ ★ ★ ★ (4) RATE</p> <p>M.Kanishk 5A 2. Nose ★ ★ ★ ★ (4) RATE</p> <p>aesharoychoudhury5a nose ★ ★ ★ ★ (4) RATE</p> <p>Mohar Nose ★ RATE</p> <p>arjun nose ★ ★ ★ ★ (4) RATE</p>	<p>The organ in which oxygen is absorbed into the blood and carbon dioxide is removed from the blood.</p> <p>Shourya Lungs ★ ★ ★ ★ (4) RATE</p> <p>Somovrischo Guha Lungs. ★ RATE</p> <p>NEIL Lungs. ★ RATE</p> <p>M.Kanishk 5A 3 Lungs ★ ★ ★ ★ (4) RATE</p> <p>aesharoychoudhury5a lungs ★ ★ ★ ★ (4) RATE</p> <p>Anjini Lungs ★ RATE</p> <p>Rajanya Deb ★ RATE</p>	<p>The air we inhale is rich in _____</p> <p>Shourya Oxygen ★ ★ ★ ★ (4) RATE</p> <p>Vansh Oxygen ★ ★ ★ (3) RATE</p> <p>Anjini Oxygen ★ RATE</p> <p>Oxygen Vinda ★ RATE</p> <p>NEIL Oxygen ★ RATE</p> <p>Somovrischo Guha Oxygen. ★ RATE</p> <p>Ihit Dhar Oxygen. ★ RATE</p> <p>M.Kanishk ★ RATE</p>	<p>The air we exhale is rich in _____</p> <p>Anjini Carbon Dioxide ★ ★ ★ (3) RATE</p> <p>Shourya Carbon dioxide ★ ★ ★ (3) RATE</p> <p>Vansh Carbon-dioxide ★ ★ ★ (3) RATE</p> <p>carbon dioxide Vinda ★ RATE</p> <p>NEIL Carbon Dioxide ★ RATE</p> <p>Ihit Dhar Carbon Dioxide ★ RATE</p> <p>Somovrischo Guha Carbon dioxide. ★ RATE</p> <p>Rajanya Deb It is rich in carbon dioxide. ★ RATE</p>
------------------------------------------------------------------------------------------------------------------------------------------------------------------------------------------------------------------------------------------------------------------------------------------------------------------------------------------------------------------------------	------------------------------------------------------------------------------------------------------------------------------------------------------------------------------------------------------------------------------------------------------------------------------------------------------------------------------------------------------------------------------------------------------------------------------------------------------------------------	-------------------------------------------------------------------------------------------------------------------------------------------------------------------------------------------------------------------------------------------------------------------------------------------------------------------------------------------------------------------------------------------------------------------------	-----------------------------------------------------------------------------------------------------------------------------------------------------------------------------------------------------------------------------------------------------------------------------------------------------------------------------------------------------------------	------------------------------------------------------------------------------------------------------------------------------------------------------------------------------------------------------------------------------------------------------------------------------------------------------------------------------------------------------------------------------------------------------------------------------------------------------------------



MATH IS FUN!



PRE-NURSERY A

Learning about the three basic shapes, children imagine and create houses, rocket ships, ice-cream cones and dinosaurs.

PRE-NURSERY B

The young learner is proficient in sorting and grouping. Children have fun making monsters of their choice while learning about shapes.



NURSERY A

Students explore number concepts using legos. They count and sequence the colours of the rainbow and the ice-cream scoops.



NURSERY B






Counting Vegetables



Counting 7 Dwarfs

GRADE 1



Children worked on 'rounding off' numbers. They made charts on which numbers are rounded to the nearest 10. Each child chose a number and made a chart with a theme of their choice.

21.8.2020 MY EXPENDITURE ROUND OFF IN THE LOCKDOWN!

ITEM	PRICE	ROUNDED OFF TO THE NEAREST HUNDREDS ₹
DRONE	2530 ₹	2500
CRICKET BALLS	3350 ₹	3300
T-Shirt	2500 ₹	2500
BOOK TO READ	300 ₹	300
ANTI-LARE glasses	2000 ₹	2000

TOTAL = 10600 I think I spend a bit too much.

I think I've spent a lot of money

My total expenditure during the lockdown

Item	wire	mini motors	Battery	Experiment kit	Switch
Price	249/-	289/-	329/-	499/-	165/-
Rounded to the nearest 10 rupees	250/-	290/-	330/-	500/-	170/-
Total	1540/-				

Children estimated their total expenditure on essential items during the lockdown with the concept of rounding off to the nearest 10 and 100.



GRADE 4

Children learnt the concept of factors of a number. They represented factors in the form of Factor Flower. They chose a number of their choice and represented its factors on the flower petals. They represented the factor pairs and the number of factors on the leaves of the flowers.

GRADE 5

Fantastic numbers

Jagrat Hada 5A

Corona virus deaths all around the world till now

- Corona virus deaths in the world till now is **738,210**
- Rounding off-
 - Tens – 738,210
 - Hundred – 738,200
 - Thousand – 738,000



Number Name- Seven hundred and thirty eight thousand, two hundred and ten.

Expanded form- 700,000+30,000+8,000+200+10+0

SRIJAN SAHA





4.0

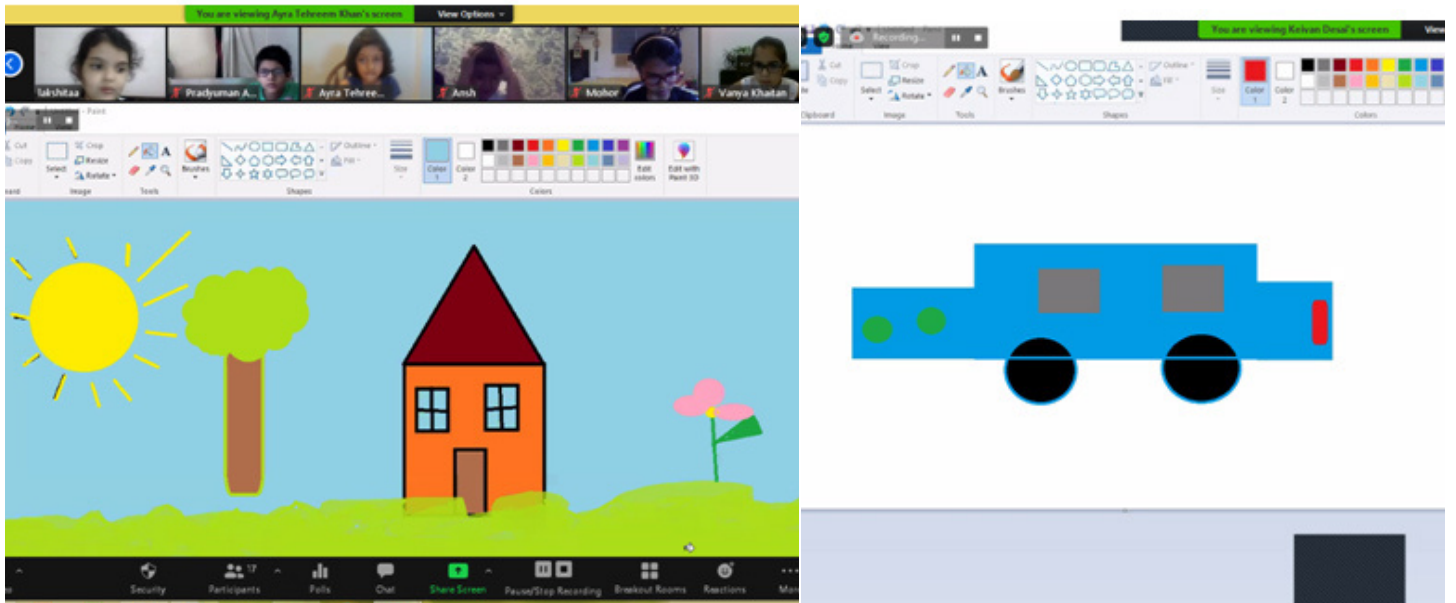
THE WORLD OF ICT

1010 0010 1001
0011 1110 0110
0110 0111 0001
1010 0011 1101

0011 1110 0110
0110 0111 0001
1010 0011 1101
0010 1001 0001

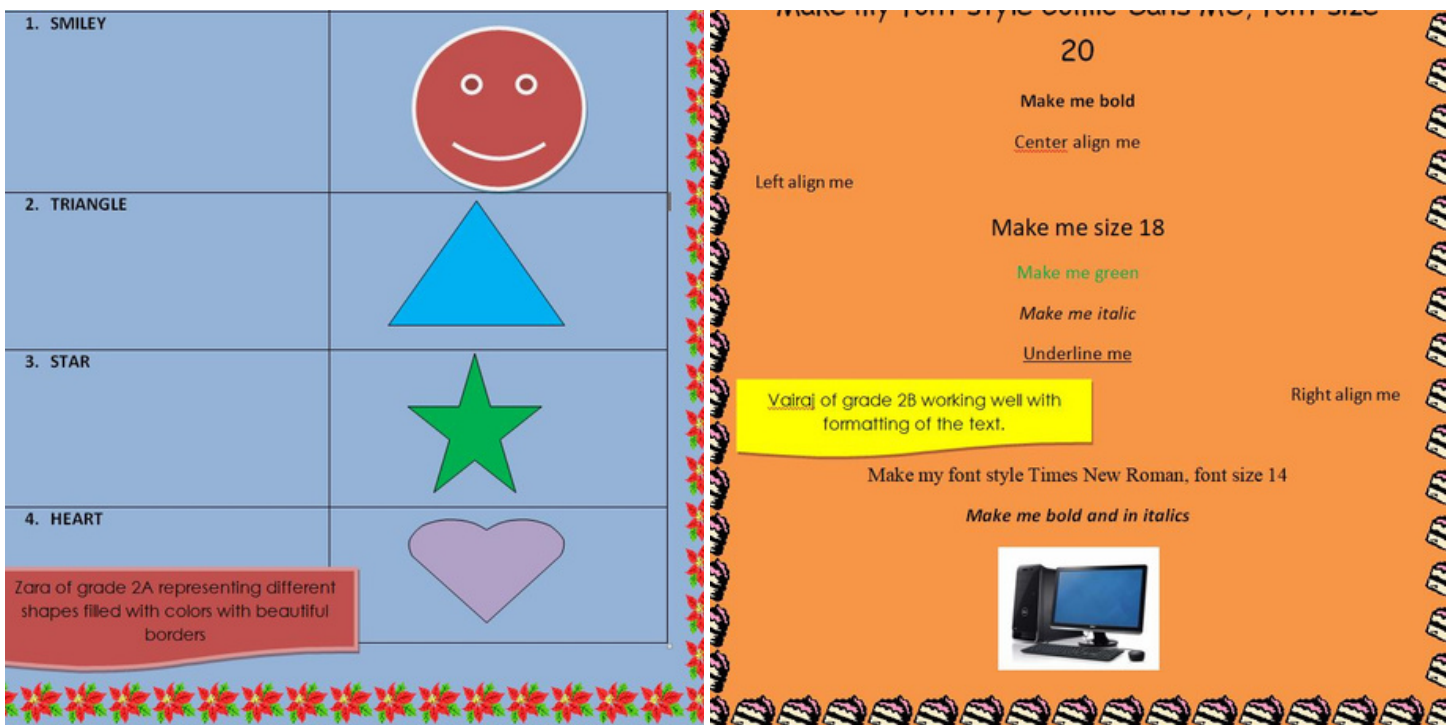
Service

GRADE 1



Students created pictures with shapes in their very first assignment on PAINT

GRADE 2



Zara of Grade 2A representing different shapes filled with colors with beautiful borders

Syra of Grade 2B working well with formatting of the text.

MONUMENTS OF INDIA



The Gateway Of India is a huge stone Arch of Triumph originally constructed to commemorate the first-ever visit of a British Monarch to India.


The Gateway Of India is one of the most distinguishing landmarks in the city of Mumbai.

Atharva Baid
38
13/8/202

GRADE 3

Students learnt various ways to edit a Word document. They researched and created a poster on 'Monuments of India'


Monuments of India



THE RED FORT

- THE RED FORT IS LOCATED IN DELHI.
- THE PRIME MINISTER OF INDIA HOISTS THE FLAG ON INDEPENDENCE DAY AT THE RED FORT.

AYAANSH JAIN
GRADE III A
13.08.2020




GRADE 4

The fourth Graders learnt about the artist Paul Klee in Art, they created a cityscape inspired by his work using brush tools on Paint.

They also worked on creating symmetrical patterns using only one shape.

GRADE 5



Students of Grade 5 learn to create and edit a table in a Word document. They created a comic book strip and a calendar page.

Wild Wisdom Quiz



Heartiest congratulations to **Agastya Chanda** of class 4A who scored 28/30 (93%) in the Preliminary round. He qualified for the Finale round of the Quiz held on the 16th of August 2020.

WWF-India had invited our school to participate in one of the major awareness programmes of WWF-India, the Wild Wisdom Quiz. The theme this year was - 'Reimagine Our Planet', one that captures the zeal and imagination of our young citizens and helps them understand solutions that can preserve our world. This year Wild Wisdom Quiz went digital so that the students could engage in learning and participate from the safety of their homes. Aaradhya Didwania, Praxhar Jain, Prerna Shri Kanoi, Ayaansh Jain from 3A; Aarav Pasari, Aavyukt Goenka, Arisht Chopra, Sammagnah Bardhan, Shivaay More from 3B; Advay Bagla and Agastya Chanda from 4A; Ashwin Chowdhury, Keosha Saha and Krishiv Poddar from 4B; Vrinda Majumdar from 5A and Karan Jhunjunwala from 5B participated in the preliminary round of the quiz held on the 9th August, 2020. All the participants received a participatory e-certificate signed by Sir David Attenborough.

TEACHER'S TRAINING CAMBRIDGE ASSESSMENT INTERNATIONAL EDUCATION

We are proud to announce that our teachers have successfully completed their online Cambridge Teacher's Training Program.



Mrs Radhika Dhanuka and Ms Neha Dixit completed the online Introductory Cambridge Primary English and Mathematics course which commenced on June 3, 2020 and completed on July 12, 2020.



"The training helped me in understanding the curriculum and in extending my knowledge of the subject."

Mrs Kirti Gandhi completed her training in the Online Introductory Cambridge Primary Mathematics course.



"The training was very intense. It gave me an insight about my own understanding of the Primary Art and Design curriculum and its flexible approach. Indeed an opportunity to broaden my horizon."

Mr Sudipta Bardhan completed his training in Cambridge Primary Art and Design.



"The course was an online 5 week introductory course in science. It gave me an insight into the curriculum framework, learning objectives and medium term planning of the various stages."

Mrs Ananya Bhattacharya completed the Online Introductory Cambridge Primary Science course.



Mrs Sushmita Ray and Mrs Antara Banerjee attended a five week online training programme on Mentoring conducted by CAIE from 3rd June 2020. The programme - 'Getting Started with Mentoring' under the leadership of Ms. Charlotte Andrews was a very enriching experience for the teachers. They were exposed to the different models and tools of mentoring, its advantages and benefits and how to inculcate a culture of mentoring within the school environment.



Technology for children with communication and access limitations (posed by Physical and or/learning difficulties) to facilitate inclusion

Amongst the speakers were persons with disabilities who shared their success stories and the assistive technology which supported them in their success. The essence of inclusion was highlighted and how in the same classroom students with different learning ability can be included.

The Webinar focussed on the different types of assistive technology for accessibility and inclusion. Some of the resources discussed are Bookshare India, which is an online library infoBookshareindia@bookshare.org helps children with severe dyslexia, animation features in powerpoint for pre-primary and primary grades. Other Google apps and extensions to support accessibility are highlighter, translate, Speech to text (ReadAloud text to speech). The takeaway from the workshop was an awareness of the availability of the assistive technology and also creating a willingness to include a heart in teaching along with our skills.

Dates of the Webinar: 13th and 14th August 2020.

Speakers: Dr.Reena Sen,

Mrs. Meenakshi Atal,

Ms. Swati Chakraborty,

Ms. Bhavna Botta, Ms.Smita

Worah, Master Mridul Kedia, Ms.

Kavneet Khullar,

Prof. Anupam Basu,

Mr. Dipak Ghosh

Attendees from CIS:-

Mrs. Pratima Nayyar

Mrs. Neelam Choudhary

Mrs. Sushmita Ray

Mrs. Tinku Yadav

Mrs. Farishta Dastur Mukerji

Mrs. Tanbir Datta

Mrs. Tania Roy

Mrs. Ishmeet Mokha


Mrs. Gargee Mukherjee

Mrs. Shweta Mazumder

Mrs. Ananya Bhattacharya

Ms. Avradita Debnath


Mrs. Gargi Sinha Mitra



From the Counsellor's Desk

Be The Best Of Whatever You Are-
Douglas Malloch

*If you can't be a pine on the top of the hill,
Be a scrub in the valley — but be
The best little scrub by the side of the rill;
Be a bush if you can't be a tree. If you can't be a bush be a bit of the
grass,
And some highway happier make;
If you can't be a muskie then just be a bass —
But the liveliest bass in the lake!
We can't all be captains, we've got to be crew, There's something
for all of us here,
There's big work to do, and there's lesser to do,
And the task you must do is the near.
If you can't be a highway then just be a trail,
If you can't be the sun be a star;
It isn't by size that you win or you fail —
Be the best of whatever you are!*



EDITORIAL TEAM

*Mrs. Sukanya Singhal, Mrs. Neha Dixit,
Mrs. Neelam Choudhury, Mrs Sharmila Majumdar,
Mrs Tinku Yadav, Mrs Tania Roy and
Mrs Urmita Das*

Follow us on our Facebook page -
<https://www.facebook.com/calcuttainternationalschool/>